


Ampco Pumps Company

**Ampco's
Complete Line
OF AC SERIES PUMPS
AC, AC+, IC+**



AC pumps are in compliance with  standards and offer these additional advantages:

- **Low cost**
- **AC parts are 100% interchangeable with other brands**
- **316L Stainless steel construction**
- **Stainless steel adapters are standard**
- **Optional NPT or flange connections**
- **One week delivery**

AC Series Sanitary

AC pumps are in compliance with  standards and offer these additional advantages:

- Low cost
- AC parts are 100% interchangeable with other leading brands
- 316L Stainless steel construction
- Stainless steel adapters are standard
- Optional NPT or flange connections
- One week delivery



AC+ Series Sanitary

AC+ pumps are the first significant improvement in the traditional "C Series" style of pumps in over a quarter century. These pumps offer an improved shaft design comparable to more expensive sanitary pumps, while retaining the hydraulic characteristics and external dimensions of the AC product line.

- Clamped stub shaft and threaded impeller nut provide more stable performance
- External dimensions are the same as AC pumps - no need to change piping
- Hydraulic performance is identical to the AC pumps
- Casing, backplate, adapter and seals are interchangeable
- One week delivery



Ampco C Series Centrifugal Pumps

Bearing Frame AC/IC Pumps

- Dual Deep Groove Sealed Ball Bearings • Cast iron Bearing Frame
- Dimensions not equivalent to Tri-Clover SP-series Bearing Frame.
- D, DG, and E seals only. Does not accommodate John Crane or Durametallic Seals



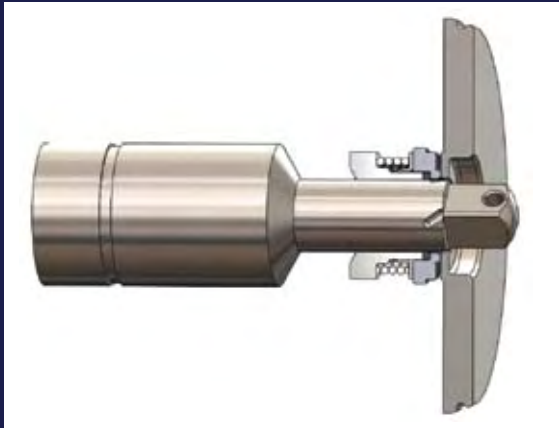
IC+ Series Industrial

IC+ pumps are based on the AC+ design, but intended for non-sanitary applications.

- Pumps are constructed of 316L stainless steel • Glass beaded finish with standard NPT connections and flanges optional
- Type 21 mechanical seal, with multiple material options
- External dimensions are the same as the AC/AC+ pumps • Hydraulic performance is identical to AC/AC+ pumps
- Every IC+ pump includes a standard stainless adapter • One week delivery




SEAL SPECIFICATIONS



TYPE D EXTERNAL BALANCED SEAL

Well-suited for multi-purpose use, this seal is designed to give long service life. Typical applications include: dairy products, cream style corn, tomatoes, beverages, etc. Also applicable for acid cleaning solutions and detergents.


Seal Materials: External balanced seal. Carbon/ Stainless Steel



TYPE DG SEAL/SEAT

This long lasting seal assembly utilizes standard Type D rotating seal components, plus choice of silicon carbide, ceramic or tungsten carbide stationary seal seat. For maximum corrosion resistance in pure water applications, with abrasive or non-lubricating products. Stationary seat is reversible, for quick changeover if one side is damaged. The standard seal material is silicon carbide.


Seal Materials: External balanced seal with replaceable stationary seat. Carbon/Silicon Carbide. Carbon/Ceramic. Carbon/Tungsten Carbide.



TYPE E WATER COOLED BALANCED DOUBLE SEAL

This water cooled balanced double seal can be pressurized to contain coolants or sealants which can be piped directly to drain. It is used in slurries, heavy duty vacuum applications (to 28" Hg), tacky products or products at temperatures up to 212° F.

Seal Materials: Water cooled balanced double seal. Carbon/Stainless Steel

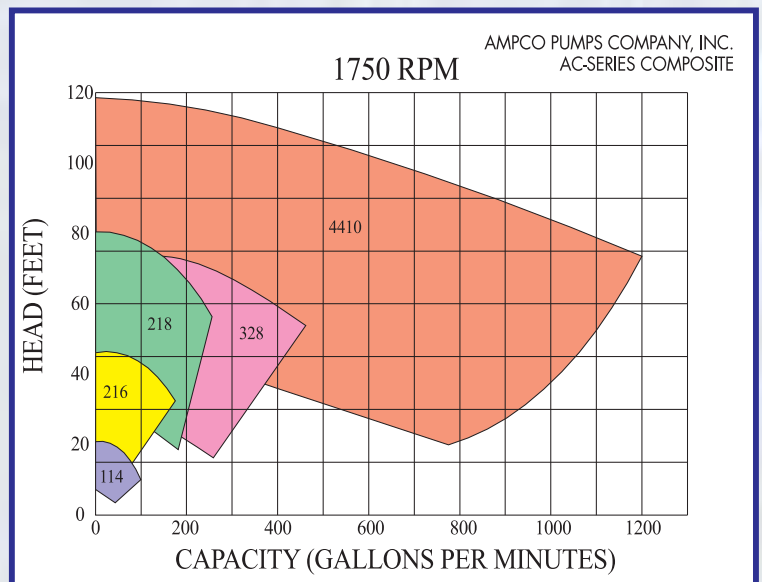
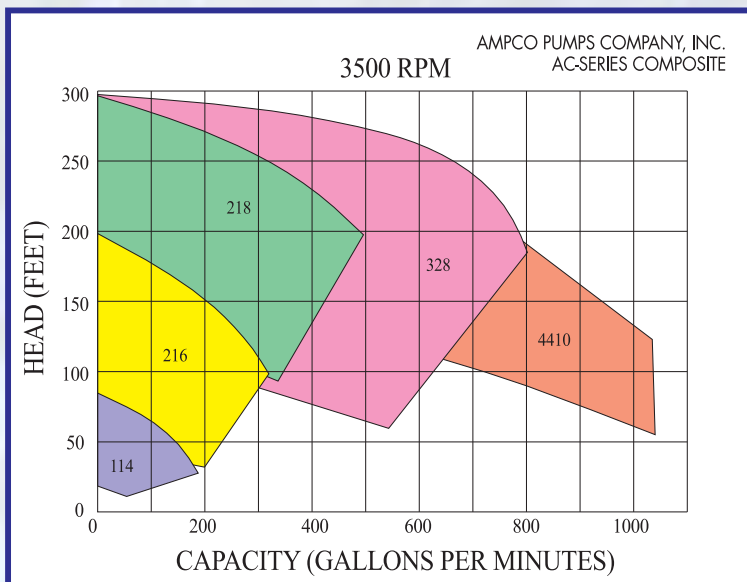


JOHN CRANE TYPE 21 INDUSTRIAL SEAL

Single and double internal mechanical seal assemblies. Ceramic versus carbon seal faces with buna elastomer. CIP Supply and Return for non-3-A or USDA applications.

Ampco Models C/C+/IC+	Competitor Model	Inlet	Outlet	Maximum Impeller
C/C+/IC+ 114	C114	1.5"	1.5"	4"
C/C+/IC+ 214	C214	2.0"	1.5"	4"
C/C+/IC+ 216	C216	2.0"	1.5"	6"
C/C+/IC+ 316	C316	2.5"	1.5"	6"
C/C+/IC+ 218	C218	2.0"	1.5"	8"
C/C+/IC+ 318	C318	3.0"	2.0"	8"
C/C+/IC+ 328	C328	3.0"	2.0"	8"
C/C+/IC+ 428	C428	4.0"	2.0"	8"
C/C+/IC+ 4410	Not available	4.0"	4.0"	10"
C/C+/IC+ 6410	Not available	6.0"	4.0"	10"

Construction Materials: All models are made of 316L stainless steel



COMMON APPLICATIONS

AC/AC+

Bottled water
Poultry Industry
-marinade solutions
-red water chillers
Carbonated beverages
Juice
Dairy
Pharmaceutical

IC+

Hot Water
Cold Water
Glycol
Light Chemicals
Water with Particles

Motors: Motors are NEMA 56C or TC frame.
All TC frame motors are EPACT efficiency.



Please visit www.ampcopumps.com for individual pump curves and dimensional drawings.

Ampco Pumps Company, Inc • 2045 W. Mill Road, Glendale, WI 53209 • (414) 643-1852